

## Relay Module - PLC-RSC-120UC/21HC - 2967662

Please be informed that the data shown in this PDF Document is generated from our Online Catalog. Please find the complete data in the user's documentation. Our General Terms of Use for Downloads are valid (<http://download.phoenixcontact.com>)



PLC relay, consisting of base terminal block PLC-BSC.../21 HC with screw connection, and pluggable miniature relays for high continuous current, for assembly on DIN rail NS 35/7.5, 1 PDT, input voltage 120 V AC/ 110 V DC, limiting continuous current up to 10 A


The illustration shows the version PLC-RSC-230UC/21HC

### Product Features

- ✓ All common input voltages of 12 V DC to 230 V AC
- ✓ Long electrical service life thanks to 16 A relay
- ✓ Efficient connection to system cabling using V8 adapter
- ✓ Safe isolation according to DIN EN 50178 between coil and contact
- ✓ Max. continuous current of 10 A
- ✓ Functional plug-in bridges



### Key commercial data

Packing unit	1 PCE
Minimum order quantity	10 PCE
Catalog page	Page 93 (IF-2011)
GTIN	 4 017918 171636
Custom tariff number	85364900
Country of origin	GERMANY

### Technical data

#### Note:

Utilization restriction	EMC: class A product, see manufacturer's declaration in the download area
-------------------------	---

#### Coil side

## Relay Module - PLC-RSC-120UC/21HC - 2967662

### Technical data

#### Coil side

Nominal input voltage $U_N$	120 V AC (110 V DC)
Nominal input voltage $U_N$	110 V DC
Nominal input current at $U_{IN}$	4.5 mA
Typical response time	7 ms
Typical release time	10 ms
Operating voltage display	Yellow LED
Protective circuit	Bridge rectifier Bridge rectifier

#### Contact side

Contact type	Single contact, 1-PDT
Contact material	AgNi
Maximum switching voltage	250 V AC/DC (The separating plate PLC-ATP should be installed for voltages larger than 250 V (L1, L2, L3) between identical terminal blocks in adjacent modules. Potential bridging is then carried out with FBST 8-PLC... or ...FBST 500...)
Minimum switching voltage	12 V AC/DC
Maximum inrush current	30 A (300 ms)
Min. switching current	100 mA
Limiting continuous current	10 A
Limiting continuous current	6 A (value applies to connections 12. If connections 12 are bridged, the normal value applies.)
Interrupting rating (ohmic load) max.	240 W (at 24 V DC)
Interrupting rating (ohmic load) max.	58 W (for 48 V DC)
Interrupting rating (ohmic load) max.	48 W (for 60 V DC)
Interrupting rating (ohmic load) max.	50 W (for 110 V DC)
Interrupting rating (ohmic load) max.	80 W (for 220 V DC)
Interrupting rating (ohmic load) max.	2500 VA (for 250 V AC)
Interrupting rating (ohmic load) max. bridged	144 W (for 24 V DC. Value applies to connections 12. If connections 12 are bridged, the normal value applies.)
Interrupting rating (ohmic load) max. bridged	1500 VA (for 250 V AC. Value applies to connections 12. If connections 12 are bridged, the normal value applies.)

#### General data

Width	14 mm
Height	80 mm
Depth	94 mm
Test voltage relay winding/relay contact	4 kV AC (50 Hz, 1 min.)
Ambient temperature (operation)	-40 °C ... 60 °C
Ambient temperature (storage/transport)	-40 °C ... 85 °C
Operating mode	100% operating factor

# Relay Module - PLC-RSC-120UC/21HC - 2967662

## Technical data

### General data

Mechanical service life	3 x 10 <sup>7</sup> cycles
Inflammability class according to UL 94	V0
Name	Standards/regulations
Standards/regulations	IEC 60664
Standards/regulations	EN 50178
Standards/regulations	IEC 62103
Rated surge voltage / insulation	6 kV / Safe isolation, increased insulation
Pollution degree	2
Surge voltage category	III
Mounting position	Any
Assembly instructions	In rows with zero spacing

### Connection data

Connection method	Screw connection
Conductor cross section solid min.	0.14 mm <sup>2</sup>
Conductor cross section solid max.	2.5 mm <sup>2</sup>
Conductor cross section stranded min.	0.14 mm <sup>2</sup>
Conductor cross section stranded max.	2.5 mm <sup>2</sup>
Conductor cross section AWG/kcmil min.	26
Conductor cross section AWG/kcmil max	14
Stripping length	8 mm
Screw thread	M3

## Classifications

### ETIM

ETIM 2.0	EC000196
ETIM 3.0	EC000196
ETIM 4.0	EC000196
ETIM 5.0	EC000196

### UNSPSC

UNSPSC 11	39121515
UNSPSC 12.01	39121515
UNSPSC 13.2	39121515
UNSPSC 6.01	30211916
UNSPSC 7.0901	39121515

# Relay Module - PLC-RSC-120UC/21HC - 2967662

## Classifications

eCl@ss

eCl@ss 4.0	27371102
eCl@ss 4.1	27371102
eCl@ss 5.0	27371001
eCl@ss 5.1	27371001
eCl@ss 6.0	27371001
eCl@ss 7.0	27371001

## Approvals

Approvals

---

Approvals

UL Recognized / UL Listed / cUL Recognized / GOST / cUL Listed / GL / cULus Recognized / cULus Listed

---


Ex Approvals


---

Approvals submitted

---

Approval details

UL Recognized 




UL Listed 

cUL Recognized 

GOST 

## Relay Module - PLC-RSC-120UC/21HC - 2967662

### Approvals



### Accessories

#### Accessories

#### Assembly

DIN rail - NS 35/ 7,5 V2A UNPERF 2000MM - 0801377



DIN rail, Width: 35 mm, Height: 7.5 mm, Length: 2000 mm, Color: silver

DIN rail perforated - NS 35/ 7,5 PERF 2000MM - 0801733



DIN rail, material: steel galvanized and passivated with a thick layer, perforated, height 7.5 mm, width 35 mm, length: 2000 mm

DIN rail - NS 35/ 7,5 CU UNPERF 2000MM - 0801762



DIN rail, material: Copper, unperforated, height 7.5 mm, width 35 mm, length: 2 m

## Relay Module - PLC-RSC-120UC/21HC - 2967662

### Accessories

---

DIN rail - NS 35/15 UNPERF 2000MM - 1201714



DIN rail, material: Steel, unperforated, height 15 mm, width 35 mm, length: 2 m

---

DIN rail - NS 35/15 CU UNPERF 2000MM - 1201895



DIN rail, material: Copper, unperforated, 1.5 mm thick, height 15 mm, width 35 mm, length: 2 m

---

DIN rail - NS 35/15-2,3 UNPERF 2000MM - 1201798



DIN rail, material: Steel, unperforated, 2.3 mm thick, height 15 mm, width 35 mm, length: 2 m

---

DIN rail, unperforated - NS 35/15 AL UNPERF 2000MM - 1201756



DIN rail, deep drawn, high profile, unperforated, 1.5 mm thick, material: aluminum, height 15 mm, width 35 mm, length 2000 mm

---

DIN rail perforated - NS 35/15 PERF 2000MM - 1201730



DIN rail, material: steel galvanized and passivated with a thick layer, perforated, height 15 mm, width 35 mm, length: 2000 mm

---

## Relay Module - PLC-RSC-120UC/21HC - 2967662

### Accessories

DIN rail - NS 35/ 7,5 UNPERF 2000MM - 0801681



DIN rail, material: Steel, unperforated, height 7.5 mm, width 35 mm, length: 2 m

---

Separating plate - PLC-ATP BK - 2966841



Separating plate, 2 mm thick, required at the start and end of a PLC terminal strip. Furthermore, it is used for: visual separation of groups, safe isolation of different voltages of neighboring PLC relays in acc. with DIN VDE 0106-101, isolation

---

### Bridges

Continuous plug-in bridge - FBST 500-PLC RD - 2966786



Continuous plug-in bridge, Length: 500 mm, Color: red

---

Continuous plug-in bridge - FBST 500-PLC BU - 2966692



Continuous plug-in bridge, Length: 500 mm, Color: blue

---

Continuous plug-in bridge - FBST 500-PLC GY - 2966838



Continuous plug-in bridge, Length: 500 mm, Color: gray

---

## Relay Module - PLC-RSC-120UC/21HC - 2967662

### Accessories

Single plug-in bridge - FBST 6-PLC RD - 2966236



Single plug-in bridge, Length: 6 mm, Number of positions: 2, Color: red

---

Single plug-in bridge - FBST 6-PLC BU - 2966812



Single plug-in bridge, Length: 6 mm, Number of positions: 2, Color: blue

---

Single plug-in bridge - FBST 6-PLC GY - 2966825



Single plug-in bridge, Length: 6 mm, Number of positions: 2, Color: gray

---

Single plug-in bridge - FBST 8-PLC GY - 2967688



Single plug-in bridge, Length: 8 mm, Number of positions: 2, Color: gray

---

Single plug-in bridge - FBST 14-PLC BK - 2967691



Single plug-in bridge, Length: 14 mm, Number of positions: 2, Color: black

---

### Marking



## Relay Module - PLC-RSC-120UC/21HC - 2967662

### Accessories

Zack marker strip - ZB10/WH-100:UNBEDRUCKT - 5060883



Zack marker strip, Strip, white, Unlabeled, Can be labeled with: Plotter, Mounting type: Snap into tall marker groove, For terminal block width: 10.2 mm

Zack marker strip - ZB10,LGS:FORTL.ZAHLEN - 1053014



Zack marker strip, Strip, white, labeled, Can be labeled with: Plotter, Printed horizontally: Consecutive numbers 1 - 10, 11 - 20, etc. up to 991 - 1000, Mounting type: Snap into tall marker groove, For terminal block width: 10.2 mm

Zack marker strip - ZB 10:UNBEDRUCKT - 1053001



Zack marker strip, Strip, white, Unlabeled, Can be labeled with: Plotter, Mounting type: Snap into tall marker groove, For terminal block width: 10.2 mm, Lettering field: 10.5 x 10.15 mm

### Power terminal block

Power terminal block - PLC-ESK GY - 2966508



Power terminal block, for the input of up to four potentials, for mounting on NS 35/7.5

### Tools

Screwdriver - SZF 1-0,6X3,5 - 1204517



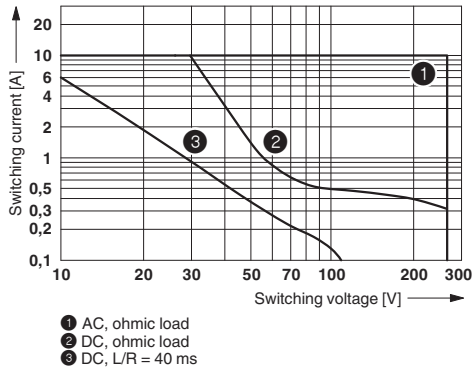
Actuation tool, for ST terminal blocks, also suitable for use as a bladed screwdriver, size: 0.6 x 3.5 x 100 mm, 2-component grip, with non-slip grip

# Relay Module - PLC-RSC-120UC/21HC - 2967662

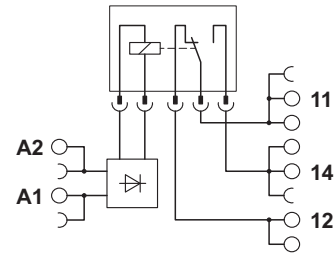
## Accessories

## Drawings

Diagram



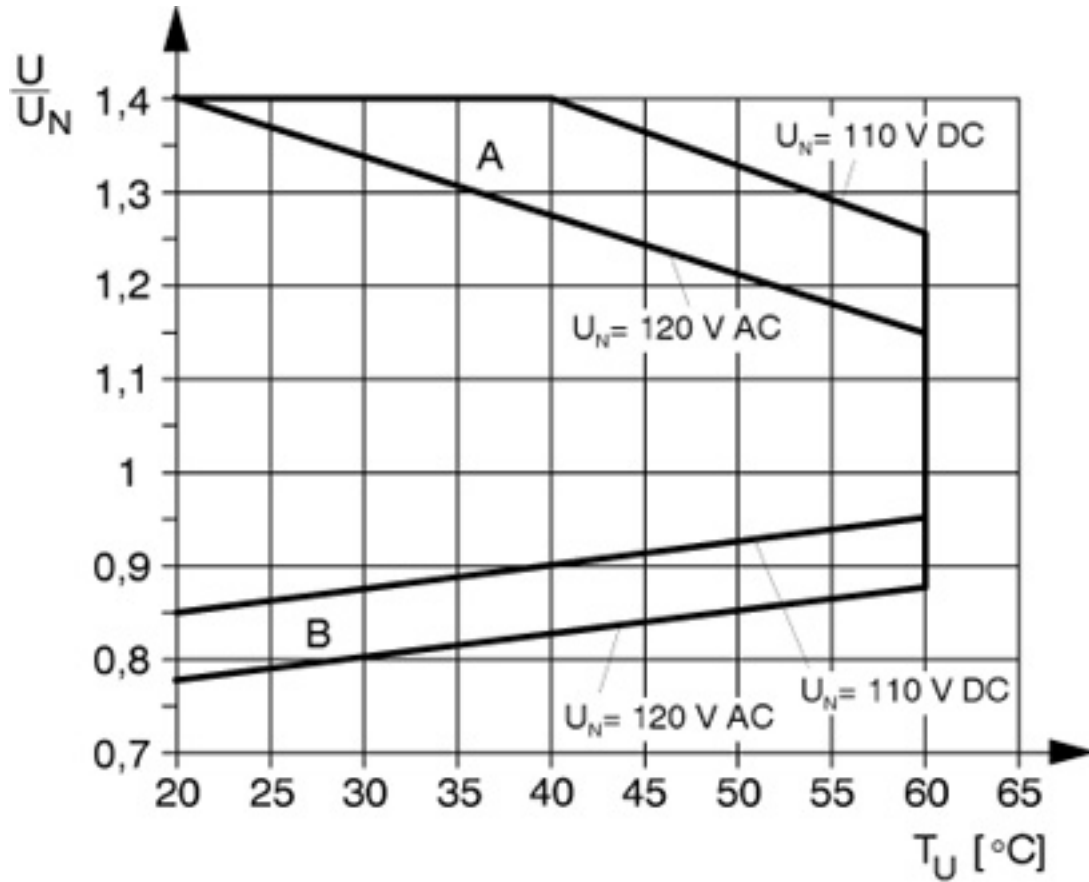
Circuit diagram



## Interrupting rating

## Relay Module - PLC-RSC-120UC/21HC - 2967662

Diagram



Curve A

Maximum permissible continuous voltage  $U_{max}$  with limiting continuous current on the contact side (see relevant technical data)

Curve B

Minimum permissible operate voltage  $U_{op}$  after pre-excitation (see relevant technical data)